

























INDICATOR 2761 BEDIENING TARREER, PRINTEN

| Toets bediening | Omschrijving |
|------------------------------------------------------------------------------------------------------------------------------------------------------------------------------------------------------------------------------------------------------------------------------------------------------------------------------------------------------------------------------------------------------------------------------------------------------------------------------------------------------------------------------------------------------------------------------------------------------------------------------------------------------------------------------------------------------------------------------------------------------------------------------------------------------------------------------------------------------------------------------------------------------------------------------------------------------------------------------------------------------------------------------|-----------------------------------------------------------------------------------------------------------------------------------------------------------------------------------------------------------------------------------------------------|
| <p>TARREREN (= nulstellen)</p> <p></p> <p>   </p> <p></p> <p> </p> <p> </p> | <p>Last opleggen, tarreertoets bedienen, òf</p> <p>Tarra gewicht intoetsen (aflezen in het kleine display) (b.v. 12,5 kg),</p> <p>Tarreertoets bedienen</p> <p>Getarreerd gewicht opvragen</p> <p>Tarrering opheffen</p> |
| <p>CODE NUMMER INGEVEN</p> <p>   </p> <p> </p> <p> </p> <p> </p> <p></p> | <p>Code nummer intoetsen (aflezen in het kleine display) (b.v. 2-70),</p> <p>Toetsen "Laden" en "Nº" na elkaar bedienen</p> <p>Code nummer opvragen (aflezen in het kleine display)</p> <p>Code nummer wissen</p> <p>Foute nummer ingave wissen</p> |
| <p>PRINTEN</p> <p></p> | <p>Bedien printer toets bij stilstaande weegschaal (printer wacht tot stilstand van de aflezing)</p> |
| <p>VOLGNUMMER NULSTELLEN</p> <p> </p> | <p>Nulstellen van het automatisch volgnummer</p> |